


Ministry of Training, Colleges and Universities

Multi-Year Accountability Agreement Report-Back

University:



Ministry of Training, Colleges and Universities

year will provide the basis for your institution to develop a new Multi-Year Action Plan with corresponding targets in 2010.

A. ACCESS

10stu0.012 Tcn Tf-008 in pondiner ltiated Tcn erd0 10.0002 Tw 10.98 0 0 10.98 6.4 Tm/year wi-ased rovide th



Ministry of Training, Colleges and Universities

Increased Participation of Under-Represented Students — Programs/Strategies


MYAA Report-Back 2008-09

Referring to your approved Multi-Year Action Plan, please identify your achieved results for 2008-09. If your institution has not achieved your proposed results, please explain the variance and your planned improvement activities in the column provided.

Strategy / Program	Indicator	Proposed Result	Achieved Result	Explain Variance between Proposed and Achieved Results (if applicable) and Any Improvement Activities You Expect to Take
Access	Number of students participating in access programs (2005-06 Benchmark is 1,001)	1,000 (2007-08 result: 921; 2006-07 result: 1029)	1,042	
	Number of students participating in outreach programs (2005-06 Benchmark is 782)	800 (2007-08 result: 1,192; 2006-07 result: 882)	879	

Number of students receiving

accessibility (y) T:0.0019 Tc 0.0004 Tw 1 -1.144 TD(0serviess(220064-Tj0.0014Tc 0.0005 Tw T*(065Benchmark is)Tj0.0003 Tc 0 Tw



Ministry of Training, Colleges and Universities

3. Access	Text report on U of T's outreach activities
-----------	---

Please outline how you will continue to monitor and evaluate the outcomes of these strategies in 2009-10 in the following space (e.g. through feedback, surveys, tracking participants' progress, etc.).

Strategy / Program	Brief Description of Monitoring and Evaluation of Outcomes
1. Access	"Students participating in access programs" - proposed result of 900.
2. Access	"Number of students receiving Accessibility Services on all three campuses" - proposed result of 2,000.
3. Access	U of T will provide a brief written summary of the University's range of outreach programs to replace the "number of students participating in outreach programs." The University engages in many more




Ministry of Training, Colleges and Universities


2009-10 Student Access Guarantee

As an extension of the commitments made under the original Multi-Year Agreements, your institution will participate in the Student Access Guarantee (including the new Access Window which allows Ontario students to identify costs and sources of financial aid). The detailed requirements for participation in the student access guarantee are outlined in the 2009-10 Student Access Guarantee Guidelines. Please complete the following template to update the strategies and programs that your institution will use in 2009-10 to participate in the Student Access Guarantee initiative.

<p>Describe how your institution will meet students' tuition/book shortfalls. As part of your description identify whether aid towards tuition/book shortfalls will be:</p> <p>a) Provided to those students who apply for institutional financial aid; or</p> <p>b) Automatically issued to students based on their OSAP information</p>	<p>The University will continue to meet students' tuition/book shortfalls through University of Toronto Advance Planning for Students (UTAPS), a program that has been in place since 1998. The University of Toronto provides student aid, which builds on the Government's OSAP program and fully complies with the terms of the Student Access Guarantee. Funds are awarded automatically to students who have reached the maximum for government aid from OSAP, and who have an OSAP-assessed need beyond that maximum. The assessed need includes the actual cost of tuition, books and mandatory fees. Except for the second-entry programs listed below, UTAPS funding is provided in the form of non-repayable grants.</p> <p>Students from other Canadian provinces, and Aboriginal students supported by band funding, are considered for UTAPS by means of an application.</p>
<p>If your answer to the above question was 'a,' please identify what specific internet portal(s) or program(s) students at your institution apply through to be considered for tuition/book assistance provided as part of your participation in the student access guarantee.</p> <ul style="list-style-type: none"> - Identify any applicable deadlines. - Identify your communications strategies to inform students of how to apply. 	<p>Although the U of T response is automatically issued to students based on their OSAP information, we also provide information to students on the U of T web site.</p>
<p>Identify whether your institution plans to provide loan assistance in values greater than \$1,000 to meet tuition/book shortfalls of students in any of your second entry programs. If so:</p> <p>a) Identify the programs by name and by OSAP cost code;</p>	




Ministry of Training, Colleges and Universities



Ministry of Training, Colleges and Universities

If you would like to provide any other comments,




Ministry of Training, Colleges and Universities

Strategy / Program	Indicator	Proposed Result	Achieved Result	Explain Variance between Proposed and Achieved Results (if applicable) and Any Improvement Activities You Expect to Take
	seminar and research courses in all Arts & Science programs (2005-06 Benchmarking info: 2,519) Number of students participating in seminar and research courses in Engineering (2005-06 Benchmarking info: 958)	(2007-08 result: 2,525; 2006-07 result: 2251) 950 (2007-08 result: 1,007; 2006-07 result: 991)	883	Within range of expected variance Note: Faculties rely on endowment income to support programs like such as seminar and research courses, and were impacted by the significant market downturn in 2008-09. As economic conditions improve, we expect recovery in the level of funds available for these types of initiatives.




Ministry of Training, Colleges and Universities

Strategy / Program	Indicator	Proposed Result	Achieved Result	Explain Variance between Proposed and Achieved Results (if applicable) and Any Improvement Activities You Expect to Take
	<p>Scholarships (since 1996) (2005-06 Benchmarking info: 15.2%)</p> <p>Share of Granting Council Research Funding (5-year average) (2005-06 Benchmarking info: 15.1%)</p>	<p>(2007-08 result: 16.1%; 2006-07 result: 15.5%)</p>		



Ministry of Training, Colleges and Universities

Strategy / Program	Brief Description of Monitoring and Evaluation of Outcomes
1. Small Seminar/ Research Courses	"% of first year enrolment in small classes (under 50) in all Arts and Science programs" – proposed result 14%



Ministry of Training, Colleges and Universities

Net New Hires

Referring to your approved Multi-Year Action Plan, please identify your planned and actual net new hires for 2008-09. In 2009-10, the ministry is seeking information on annual net new hires according to your institution's established definitions for full-time tenured, full-time limited term and part-time. The ministry appreciates that accurate data on net new hires for 2009-10 may not be available until late fall. As such, please identify your planned net new hires for 2009-10.

	<u>Faculty / Academic</u>	<u>Student Services Staff*</u>	<u>Admin Staff**†</u>
Actual New Hires in 2008-09 ¹			
Planned New Hires in 2009-10 ²			



Ministry of Training, Colleges and Universities

7. Student Services FTE estimated assuming 15% of staff are directly involved in student services.
8. Admin Staff include United Steel Workers and non-union staff (other unions excluded as most fit into the physical plant definition).
9. Full-time admin staff movement is estimated using the premise that admin hiring lags behind academic hiring. Since there has been an earlier reduction in academic hiring, admin hiring should slow but at a later time frame.
10. Academic phased retirement terminations counted as full-time.

If applicable, please explain variance between the proposed and actual 2008-09 net new hires.

Variations on 2008-09 Net New Hires:

- I. Faculty – Because of the continued uncertainty regarding when retirements would occur (with the end of mandatory retirement) and other factors, numbers provided by the University for both new hires and retirements of faculty were conservative estimates. The marginally lower “actual” number of Full-Time Tenured and Full-Time Limited Term faculty net new hires reflects the uncertainty for the University in these two areas.
- II. Retirements in 2008-09 were lower than anticipated, which may be related to the economic downturn.
- III. Faculty/Academic Staff – the observed variance between “actual” and “planned” new hires in this category is within a range of expected for the University of Toronto which is a large and decentralized organization.

Student Success: Student Retention Rates

MYAA Report-Back 2008-09

Referring to your approved Multi-Year Action Plan, please report on the 2008-09 retention target achieved by your institution. If your institution has not achieved your proposed results, please explain the variance and your planned improvement activities in the column provided.

	Proposed 2008-09 Retention Target	Retention Rate Achieved	Explain Variance between Proposed and Achieved Results (if applicable) and Any Improvement Activities You Expect to Take
1 st to 2 nd Year ¹	At or above highly selective peer group 88% (2007-08 result: 90.0%)	90.4%	

Ministry of Training, Colleges and Universities